
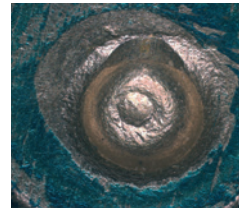


From Eye to Insight

*Leica*  
MICROSYSTEMS

# PRECISION AND RELIABILITY

FS C & FS M comparison microscopes for examination of forensic evidence





## COMPARE, EXAMINE, AND DOCUMENT YOUR FINDINGS ACCURATELY AND COMFORTABLY

Reveal and identify the slightest differences when examining evidence from bullets, cartridge cases, tool marks, and documents. Precision, quality, accuracy, and reproducibility of results ensure that correct conclusions come from your examinations.

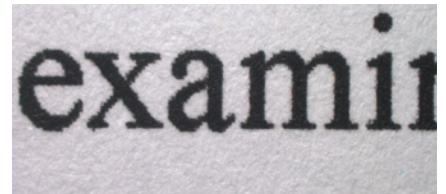

### **The bridge from suspicion to proof: Forensic Solution Comparison Bridge**

Don't miss the tiniest clue in your trace evidence. Leica comparison microscope solutions allow a simultaneous view of both objects in split image and superimposed mode for an accurate visual comparison. A fast and easy comparison of evidence is possible thanks to the optimized comparison microscope technology.

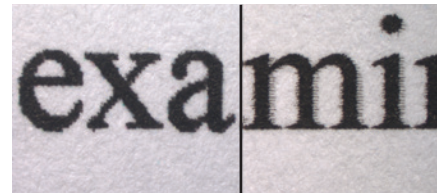
The comparison bridge fulfills every requirement for unambiguous identification: identical magnification, reproducible illumination and color neutrality of the left- and right-hand microscope images.

Maximum ease of use and optical performance let you concentrate on the essential – your investigation.

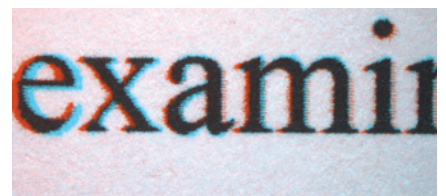
- > The bridge allows simultaneous observation with three observation modes: Side by side, left or right side, and superimposed with adjustable dividing line
- > With 0.1% magnification accuracy you can have confidence in the results when comparing left side and right side images



Full left/right image: if a direct comparison is not required, this mode permits razor-sharp full-image views without distractions.



The width and position of the dividing line can be varied as required in the split-image comparison or set as a strip in which the two images are superimposed.



Differences are indicated in colors in superimposed mode. Complementary color filters show the specimens in their original colors only in places where no structural differences exist.



## COMPARISON MACROSCOPE SOLUTIONS FROM LEICA MICROSYSTEMS



### **FS C – motorized comparison microscope**

- > Low magnification, automated, encoded, and synchronized system for high throughput comparison of ballistics, tool marks, and documents
- >  $\pm 4\%$  zoom magnification adjustment for deformed bullets
- > Color neutral prisms in the bridge for accurate color reproduction
- > FS C with encoded objective nosepiece for correctly calibrated images every time



### **FS M – manual comparison microscope**

- > Low magnification, manual system for comparison of tool marks, ballistics, and documents; well suited for laboratories with light case loads
- > Variety of optional binocular and trinocular tubes for comfortable, long-term viewing
- > Adjustable 10 $\times$  eyepieces compensate for differences in visual acuity between different users or an individual's eyes, and offer a large 22 mm field of view.

**Apochromatic, Telecentric fixed magnification objectives with individually adjustable numerical aperture diaphragms**

- > Telecentric optical system for distortion free, accurate measurements over the entire field of view\*
- > Correct colors, high resolution, and no chromatic aberration for accurate observation and documentation of the evidence
- > Fixed magnification values ensure exact calibration and measurements
- > Parfocality allows the sample to remain in focus while changing objective



Left: non-telecentric optics  
Right: telecentric optics

**Discover the possibilities with various accessories**

Whether you need to investigate projectiles, tools, or documents, Leica Microsystems offers a wide range of accessories for your requirements.

**For long working hours**

- > Tilttable viewing tube
- > Ergonomic worktable



**For imaging & documentation**

- > Selection of digital cameras
- > Modular software for your specific needs



**The right illumination for many samples**

- > Incident and coaxial illumination for FS C
- > Incident illumination for FS M
- > Cold light sources & LED components



**For easier comparison**

- > Large choice of sample holders
- > Stage accessories

\*Non-telecentric when using 0.4x objective or in combination with 0.33 x lens

CONNECT  
WITH US!

