

Quality is more than a word

ESPEC

5K/min · 10K/min · 15K/min

Environmental Stress Chamber

AR series Rapid-Rate Temperature Cycle Type



3 YEAR WARRANTY

 **LOW GWP**
REFRIGERANT

Temperature & humidity chamber for rapid temperature cycle tests that can be selected from a wealth of lineups

The Environmental stress chamber AR series supports heat load and provides faster temperature cycling performance with a wide temperature and humidity control range. Customers can select the optimal model for their needs based on performance and test area capacity. A chamber is now available that achieves a temperature change rate of 15K/min for specimens that comply with IEC 60068-2-14Nb/2-30/2-38. Faster temperature cycling type with change rate of 20K/min and 25K/min is also available, which is capable of meeting the performance requirements for simulation of extreme and changing environmental conditions.

3 YEAR WARRANTY

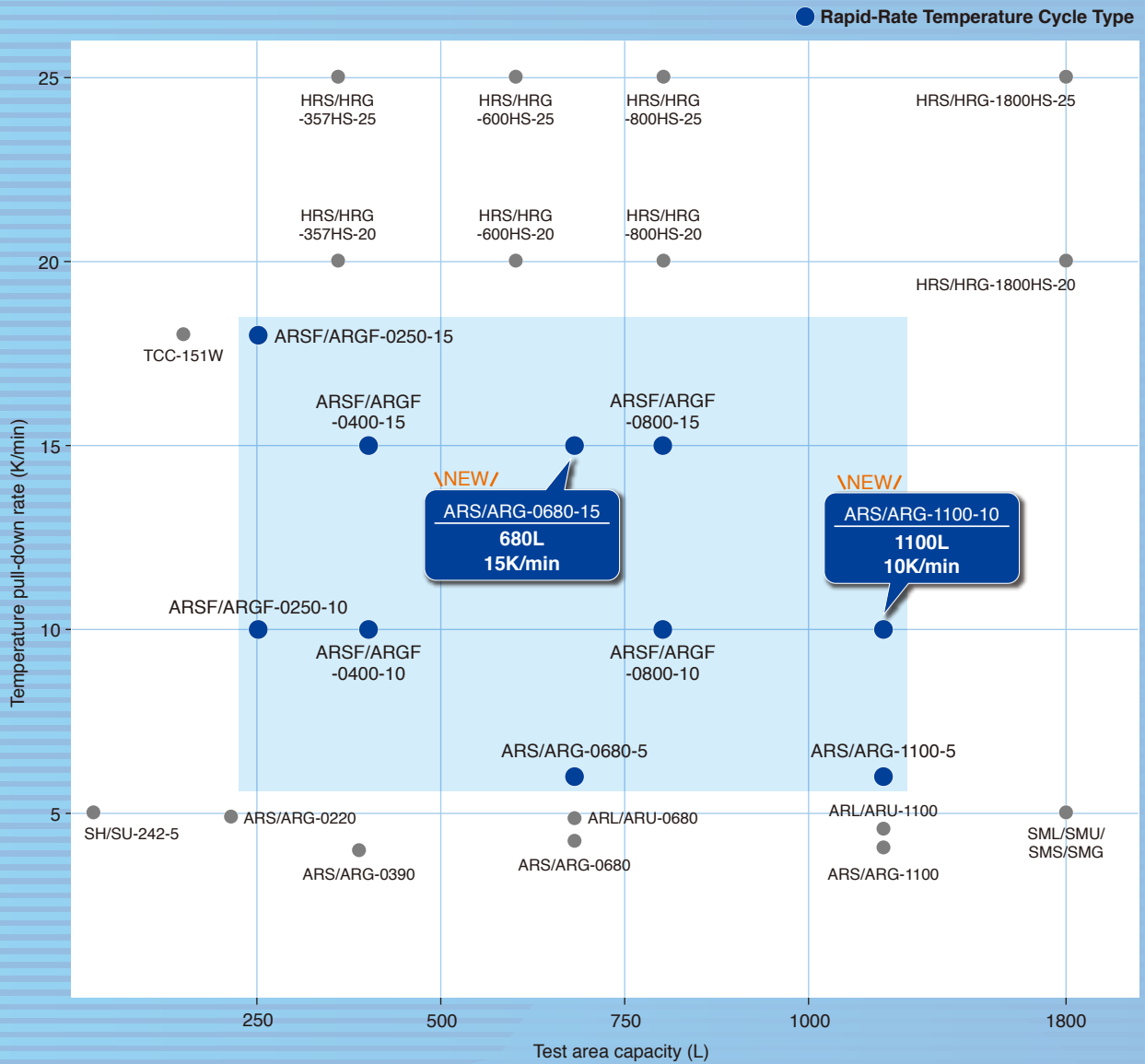
To minimize our chambers potential environmental impact

R-449A is the best alternative to R-404A



*R-449A is available on request

Wide range of models in a variety of sizes and performance



Contents

Features	P.3
Controller	P.5
Specifications 5K/min	P.6
10K/min	P.7
15K/min	P.9
20K/min·25K/min	P.11
Options 5K/min·10K/min·15K/min	P.12
Network	P.16
Line-up	P.17

Features

Meets IEC 60068-2-14Nb, 2-30 and 2-38! Five interior volumes from 250 to 1100 liters with temperature change rate from 5K/min to 18K/min

Test Standard Conformance

International Standard	LV 124	
—	K-01	High-/low-temperature storage
—	K-02	Incremental temperature test
IEC 60068-2-1	K-03	Low-temperature operation
—	K-04	Repainting temperature (+130°C⇒+110°C)
IEC 60068-2-30	K-08	Damp heat, cyclic
IEC 60068-2-38	K-09	Damp heat, cyclic (with frost)
IEC 60068-2-78	K-14	Damp heat, constant
—	L-01	Life test - mechanical/hydraulic endurance test
IEC 60068-2-2	L-02	Life test – high-temperature endurance test
IEC 60068-2-14Nb	L-03	Life test - temperature cycle test
ISO 16750-4 (5.3)		

* Some models do not conform to the standard depending on test conditions. For further information, please contact ESPEC

Best suited for fast temperature cycling of global testing standard

Temperature change rate of 15K/min to meet IEC standard and automotive testing standards is possible.

* ARS-0680-15: 15K/min is possible with specimen 10kg during -40 ⇔ 125°C

Temperature & Humidity Range

Minimum temp.: -70°C

Maximum temp.: +180°C

Humid. (ARSF/ARS only): 10 to 98%rh

Testing at a high temperature range of +200°C is also possible.

* Specific parts shall be subject to replacement depending on operation duration and condition within the warranty period.

Model Lineup Rapid-Rate Temperature Cycle Type

Temp. range	Temp. rate of change	Capacity	Model *
-70 to +180°C	18K/min	249L	ARSF/ARGF-0250-15
		398L	ARSF/ARGF-0400-15
	15K/min	680L	ARS/ARG-0680-15 \NEW/
		784L	ARSF/ARGF-0800-15
		1100L	ARS/ARG-1100-10 \NEW/
	10K/min	249L	ARSF/ARGF-0250-10
		398L	ARSF/ARGF-0400-10
		784L	ARSF/ARGF-0800-10
		1100L	ARS/ARG-1100-10 \NEW/
	6K/min	680L	ARS/ARG-0680-5
1100L		ARS/ARG-1100-5	

* ARSF/ARS: Temperature & humidity, ARGF/ARG: Temperature only

Heat Load up to 9500W

AR series is desirable for testing large heat loads at temperature cycling test and at 85°C/85%rh test.

Heat compensation at +20°C is up to 9500 W (ARS/ARG-0680-15, 1100-10)

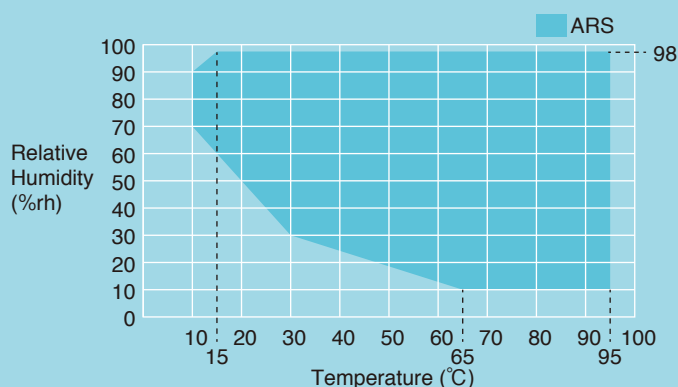
* Refer to Page 6 to 10 for allowable heat load of each model.

* For your safety, please be sure to connect the power through specimen power supply control terminal.

* Temperature-triggered circuit breaker is available (customized option).

Temperature & Humidity Control Range

(In environment of ambient temperature of +23°C, no specimen.)



* Totally frost free, no limitation of continuous operation.

Totally Frost-Free

Frosting will not appear on any part of the unit despite the temperature & humidity control range of range from 10 to 98%rh. Eradicating the need to remove frosting provides stable and continuous operations.

Energy-Saving with Dual PID Control

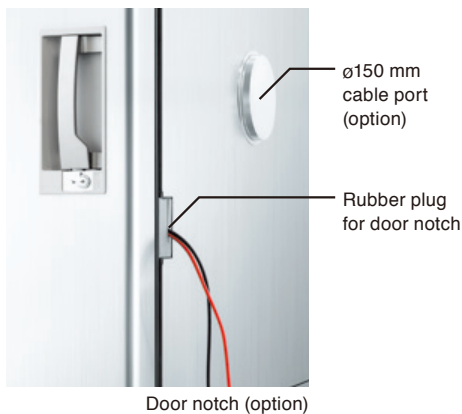
Dual PID Control (Proportional-Integral-Differential: control that enables the segmentation of refrigeration capacity) mostly controls only the refrigerator at 0°C or lower, thereby saving energy.

Features

5K/min
10K/min
15K/min
20K/min
25K/min

● Easy Access to Specimens

Cable ports are fitted as standard to enable easy access to the inside of the chamber from the left and the right. An even larger $\phi 150$ mm cable port can be selected or added as an option, while a door notch that enables cable wiring to be routed through the door is also available.



Inside of the ARS-1100-5 chamber

● Viewing Window

A viewing window comes with Eco-friendly and energy efficient LED light with an exterior switch, that gives you a clear view inside test area. The window is heated to prevent moisture and ice build-up.



Viewing window

Size of Viewing Window

W295xH380 mm

* ARSF/ARGF-0250/0400: W180xH260mm

● Global Safety Standards

ISO 12100 (Safety of machinery)
IEC 60204-1 (Low voltages)
IEC 61000-6-2, IEC 61000-6-4 (EMC)
EN 50581 (RoHS)
Pressure Equipment Directive
CE marking

3 YEAR WARRANTY

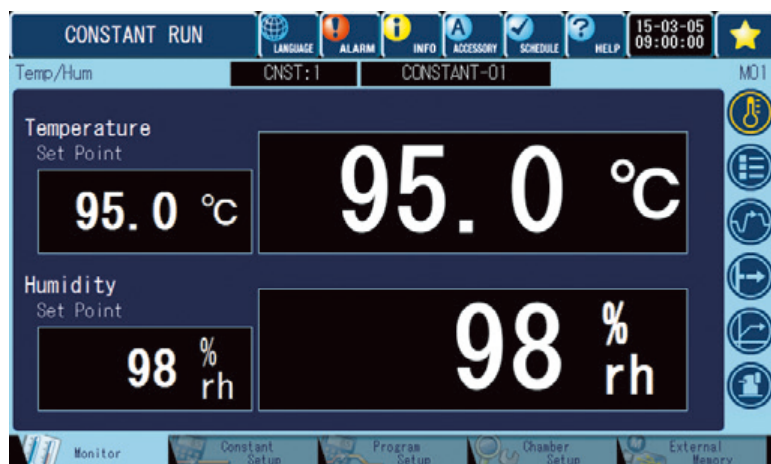


ARS-1100-10

Controller

*The instrumentation screens are ARS/ARG spec. (P-310)

Comfortable touchscreen operation



* The instrumentation screens are ARS spec.



Japanese

French




Chinese (simplified)

Hungarian *



Chinese (traditional)

Romanian *



Korean

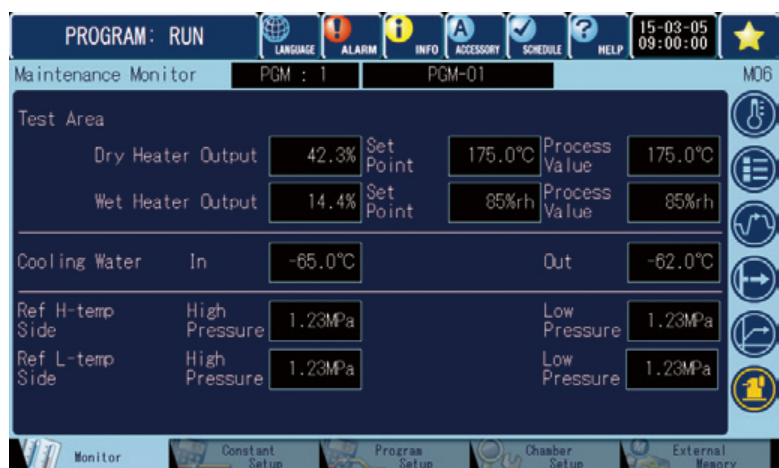
Russian *



German

Czech *

* Available on request



Maintenance monitor screen

● Faster and smoother user interface

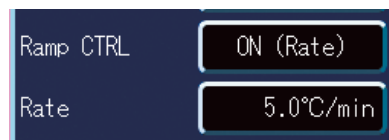
The user interface uses tabs for faster access to any screen. The bright and clear 7" color LCD is easy to read.

● Multilingual screen

The language used by the instrumentation can be changed with the screen settings Japanese / English / Chinese (simplified / traditional) / Korean / German / French. * Hungarian, Romanian, Czech, Polish and Russian are also available on request.

● Temp. rate of change input available (Patent pending)

The step time can be calculated automatically just by inputting the temperature change rate (first decimal point) using gradient control settings.



● Easy and flexible

USB memory and Ethernet ports give flexibility for managing programming, operation, and data logging.

● Preventive maintenance support

Maintenance monitor screen keeps your test chamber in top condition and protect you from unexpected downtime. You can monitor the heater output, cooling water temperature and refrigeration pressure on the controller panel.

Also Ethernet connection allows remote monitoring via any PC on your network.

5K/min

-70~+180°C (10~98%rh)

TEMPERATURE (& HUMIDITY) CHAMBER

5K/min

10K/min

15K/min

20K/min

25K/min

Model		ARS-0680-5	ARS-1100-5	ARG-0680-5	ARG-1100-5	
System		Balanced Temperature & Humidity Control (BTHC) system		Balanced Temperature Control system (BTC) system		
Temperature performance *1	Temperature range	-70 to +180°C (-94 to +356°F)				
	Temperature fluctuation	±0.3K				
	Temperature variation in space	-70 to +150°C: 1.5K, +150.1 to +180°C: 2.0K				
	Temp. rate of change	Heat up rate	6K/min			
		Pull down rate	6K/min			
	Temperature extremes achievement time	Heat up time	+20°C to +180°C 40 min.			
		Pull down time	+20°C to -70°C 40 min.			
Allowable heat load	Test area temperature: +20°C					
		4500W	5500W	4500W	5500W	
Humidity performance *1	Temp. & humid. range	+10 to 95°C / 10 to 98%rh		—		
	Humidity fluctuation	±2.5%rh		—		
	Allowable heat load	Test area conditions: +85°C / 85%rh 500W		—		
Exterior material		Stainless steel plate: 18 Cr stainless steel plate, hairline finish				
Test area material		Stainless steel plate: 18-8 Cr-Ni stainless steel plate				
Heater		Nichrome strip wire heater				
Humidifier		Sheathed heater				
Cooler / Dehumidifier		Plate fin cooler				
Water tank capacity		40L (20L×2)		—		
Refrigerator	System	Mechanical cascade refrigeration				
	Compressor	Scroll-type				
		4.47kW×4.47kW	5.59kW×5.59kW	4.47kW×4.47kW	5.59kW×5.59kW	
	Condenser	Water-cooled condenser				
	Expansion system	Electronic expansion valve				
Refrigerant	R-449A/R-508A					
Capacity		680L	1100L	680L	1100L	
Chamber total load capacity		680L: 80kg (shelf support pole: 80kg, floor: 80kg) 1100L: 150kg (shelf support pole: 100kg, floor: 150kg)				
Inside dimensions W×H×Dmm *2		850×1000×800	1100×1000×1000	850×1000×800	1100×1000×1000	
Outside dimensions W×H×Dmm *2		1050×1955×2255	1300×1955×2455	1050×1955×2255	1300×1955×2455	
Weight		780kg	900kg	770kg	890kg	
Utility requirements	Ambient conditions		0 to +40°C (+32 to +104°F) / Up to 75%rh			
	Power supply	220V AC 3φ60Hz *3	55A	77A	55A	77A
		380V AC 3φ50Hz *3	30A	33A	30A	33A
		400V AC 3φ50Hz *3	30A	32A	30A	32A
Cooling water flow rate (Reference water temp. +25°C)		2000L/h	2700L/h	2000L/h	2700L/h	
Noise level *4		58dB	61dB	58dB	61dB	

*1: The performance values are based on IEC60068-3-5:2001 and IEC60068-3-6:2001; Performance figures are given for a +23°C, ambient temperature relative humidity of 65±20%rh, rated voltage, and no specimen inside the test area.

*2: Dimensions do not include protrusions.

*3: Conforms to CE marking based on EU directives.

*4: Measured in anechoic room. Measurement points set 1m apart from the front of the chamber, and 1.2m above the floor (in compliance with JIS-Z-8731:1999 A-weighted sound pressure level).

10K/min**-70~+180°C • 10~98%rh****TEMPERATURE & HUMIDITY CHAMBER**

Model		ARSF-0250-10	ARSF-0400-10	ARSF-0800-10	ARS-1100-10	
System		Balanced Temperature & Humidity Control (BTHC) system				
Temperature performance ^{*1}	Temperature range	-70 to +180°C (-94 to +356°F)				
	Temperature fluctuation	± 0.3K				
	Temperature variation in space	-70 to +150°C: 1.5K, +150.1 to +180°C: 2.0K				
	Temp. rate of change	Heat up rate	10K/min			
		Pull down rate	10K/min			
	Temperature extremes achievement time	Heat up time	+20°C to +180°C 20 min.			
		Pull down time	+20°C to -70°C 20 min.			
Allowable heat load	Test area temperature: +20°C 6000W			9500W		
Humidity performance ^{*1}	Humidity range	10 to 98%rh				
	Humidity fluctuation	± 2.5%rh				
	Allowable heat load	Test area conditions: +25 to 95°C/ 90%rh 350W		Test area conditions: +85 °C/ 85%rh 600W		
Exterior material		Stainless steel plate: 18 Cr stainless steel plate, hairline finish				
Test area material		Stainless steel plate: 18-8 Cr-Ni stainless steel plate				
Heater		Nichrome strip wire heater				
Humidifier		Sheathed heater				
Cooler / Dehumidifier		Plate fin cooler				
Water tank capacity		16L		32L	40L	
Refrigerator	System	Mechanical cascade refrigeration				
	Condenser	Water-cooled condenser				
	Expansion system	Electronic expansion valve				
	Refrigerant	R-404A [R-449A] ^{*2} R-508A			R-449A R-508A	
Capacity		249L	398L	784L	1100L	
Chamber total load capacity		100kg (shelf support pole: 90kg, floor: 70kg)			150kg (shelf support pole: 100kg, floor: 150kg)	
Inside dimensions W×H×Dmm ^{*3}		600×830×500	600×830×800	1000×980×800	1100×1000×1000	
Outside dimensions W×H×Dmm ^{*3}		800×1703×1900	800×1703×2200	1200×1853×2200	1300×1955×2455	
Weight		725kg	750kg	910kg	1050kg	
Utility requirements	Ambient conditions		0 to +40°C (+32 to +104°F) / Up to 75%rh			
	Power supply	200V AC 3 φ 50/60Hz	60A	60A	86A	114A
		220V AC 3 φ 60Hz ^{*4}	58A	58A	83A	111A
		380V AC 3 φ 50Hz ^{*4}	27A	27A	36A	53A
		400V AC 3 φ 50Hz ^{*4}	27A	27A	36A	52A
Cooling water flow rate (Reference water temp. +32°C)		3300L/h	3300L/h	4740L/h	5100L/h ^{*6}	
Noise level ^{*5}		65dB			60dB	

^{*1}: The performance values are based on IEC60068-3-5:2001 and IEC60068-3-6:2001; Performance figures are given for a +23°C, ambient temperature relative humidity of 65±20%rh, rated voltage, and no specimen inside the test area.

^{*2}: Available on request

^{*3}: Dimensions do not include protrusions.

^{*4}: Conforms to CE marking based on EU directives.

^{*5}: Measured in anechoic room. Measurement points set 1m apart from the front of the chamber, and 1.2m above the floor (in compliance with JIS-Z-8731:1999 A-weighted sound pressure level).

^{*6}: Reference water temp. +25°C

10K/min

-70~+180°C

TEMPERATURE CHAMBER

Model		ARGF-0250-10	ARGF-0400-10	ARGF-0800-10	ARG-1100-10	
System		Balanced Temperature Control system (BTC) system				
Temperature performance ^{*1}	Temperature range	-70 to +180°C (-94 to +356°F)				
	Temperature fluctuation	±0.3K				
	Temperature variation in space	-70 to +150°C: 1.5K, +150.1 to +180°C: 2.0K				
	Temp. rate of change	Heat up rate	10K/ min			
		Pull down rate	10K/ min			
	Temperature extremes achievement time	Heat up time	+20°C to +180°C 20 min.			
		Pull down time	+20°C to -70°C 20 min.			
Allowable heat load		Test area temperature: +20°C 6000W		9500W		
Exterior material		Stainless steel plate: 18 Cr stainless steel plate, hairline finish				
Test area material		Stainless steel plate: 18-8 Cr-Ni stainless steel plate				
Heater		Nichrome strip wire heater				
Cooler		Plate fin cooler				
Refrigerator	System	Mechanical cascade refrigeration				
	Condenser	Water-cooled condenser				
	Expansion system	Electronic expansion valve				
	Refrigerant	R-404A [R-449A] ^{*2} R-508A			R-449A R-508A	
Capacity		249L	398L	784L	1100L	
Chamber total load capacity		100kg (shelf support pole: 90kg, floor: 70kg)			150kg (shelf support pole: 100kg, floor: 150kg)	
Inside dimensions WxHxDmm ^{*3}		600×830×500	600×830×800	1000×980×800	1100×1000×1000	
Outside dimensions WxHxDmm ^{*3}		800×1703×1900	800×1703×2200	1200×1853×2200	1300×1955×2455	
Weight		715kg	740kg	900kg	1040kg	
Utility requirements	Ambient conditions		0 to +40°C (+32 to +104°F) / Up to 75%rh			
	Power supply	200V AC 3φ 50/60Hz	60A	60A	86A	114A
		220V AC 3φ 60Hz ^{*4}	58A	58A	83A	111A
		380V AC 3φ 50Hz ^{*4}	27A	27A	36A	53A
		400V AC 3φ 50Hz ^{*4}	27A	27A	36A	52A
Cooling water flow rate (Reference water temp. +32°C)		3300L/h		4740L/h	5100L/h ^{*6}	
Noise level ^{*5}		65dB			60dB	

*1: The performance values are based on IEC60068-3-5:2001 and IEC60068-3-6:2001; Performance figures are given for a +23°C, ambient temperature relative humidity of 65±20%rh, rated voltage, and no specimen inside the test area.

*2: Available on request

*3: Dimensions do not include protrusions.

*4: Conforms to CE marking based on EU directives.

*5: Measured in anechoic room. Measurement points set 1m apart from the front of the chamber, and 1.2m above the floor (in compliance with JIS-Z-8731:1999 A-weighted sound pressure level).

*6: Reference water temp. +25°C

5K/min

10K/min

15K/min

20K/min

25K/min

15K/min**-70~+180°C • 10~98%rh****TEMPERATURE & HUMIDITY CHAMBER**

Model		ARSF-0250-15	ARSF-0400-15	ARS-0680-15	ARSF-0800-15	
System		Balanced Temperature & Humidity Control (BTHC) system				
Temperature performance ^{*1}	Temperature range	-70 to +180°C (-94 to +356°F)				
	Temperature fluctuation	± 0.3K				
	Temperature variation in space	-70 to +150°C: 1.5K, +150.1 to +180°C: 2.0K				
	Temp. rate of change	Heat up rate	18K/min	15K/min		
		Pull down rate	18K/min	15K/min		
	Temperature extremes achievement time	Heat up time	+20°C to +180°C 15 min.			
		Pull down time	+20°C to -70°C 15 min.			
Allowable heat load	6000W		9500W	9000W		
Humidity performance ^{*1}	Humidity range	10 to 98%rh				
	Humidity fluctuation	± 2.5%rh				
	Allowable heat load	Test area conditions: +25 to 95°C/ 90%rh 350W	Test area conditions: +85°C/ 85%rh 600W	Test area conditions: +25 to 95°C/ 90%rh 550W		
Exterior material		Stainless steel plate: 18 Cr stainless steel plate, hairline finish				
Test area material		Stainless steel plate: 18-8 Cr-Ni stainless steel plate				
Heater		Nichrome strip wire heater				
Humidifier		Sheathed heater				
Cooler / Dehumidifier		Plate fin cooler				
Water tank capacity		16L	40L	32L		
Refrigerator	System	Mechanical cascade refrigeration				
	Condenser	Water-cooled condenser				
	Expansion system	Electronic expansion valve				
	Refrigerant	R-404A [R-449A] ^{*2} R-508A		R-449A R-508A	R-404A [R-449A] ^{*2} R-508A	
Capacity		249L	398L	680L	784L	
Chamber total load capacity		100kg (shelf support pole: 90kg, floor: 70kg) 680L: 80kg (shelf support pole: 80kg, floor: 80kg)				
Inside dimensions W×H×Dmm ^{*3}		600×830×500	600×830×800	850×1000×800	1000×980×800	
Outside dimensions W×H×Dmm ^{*3}		800×1703×1900	800×1703×2200	1050×1955×2255	1200×1853×2200	
Weight		730kg	755kg	950kg	1000kg	
Utility requirements	Ambient conditions		0 to +40°C (+32 to +104°F) / Up to 75%rh			
	Power supply	200V AC 3 φ 50/60Hz	78A	78A	114A	126A
		220V AC 3 φ 60Hz ^{*4}	76A	76A	111A	122A
		380V AC 3 φ 50Hz ^{*4}	34A	34A	53A	53A
		400V AC 3 φ 50Hz ^{*4}	34A	34A	52A	52A
Cooling water flow rate (Reference water temp. +32°C)		4740L/h	4740L/h	5100L/h ^{*5}	6360L/h	
Noise level ^{*6}		65dB		61dB	65dB	

^{*1}: The performance values are based on IEC60068-3-5:2001 and IEC60068-3-6:2001; Performance figures are given for a +23°C, ambient temperature relative humidity of 65±20%rh, rated voltage, and no specimen inside the test area.

^{*2}: Available on request

^{*3}: Dimensions do not include protrusions.

^{*4}: Conforms to CE marking based on EU directives.

^{*5}: Reference water temp. +25°C

^{*6}: Measured in anechoic room. Measurement points set 1m apart from the front of the chamber, and 1.2m above the floor (in compliance with JIS-Z-8731:1999 A-weighted sound pressure level).

15K/min

-70~+180°C

TEMPERATURE CHAMBER

5K/min

10K/min

15K/min

20K/min

25K/min

Model		ARGF-0250-15	ARGF-0400-15	ARG-0680-15	ARGF-0800-15	
System		Balanced Temperature Control system (BTC) system				
Temperature performance ^{*1}	Temperature range	-70 to +180°C (-94 to +356°F)				
	Temperature fluctuation	±0.3K				
	Temperature variation in space	-70 to +150°C: 1.5K, +150.1 to +180°C: 2.0K				
	Temp. rate of change	Heat up rate	18K/ min	15K/ min		
		Pull down rate	18K/ min	15K/ min		
	Temperature extremes achievement time	Heat up time	+20°C to +180°C 15 min.			
		Pull down time	+20°C to -70°C 15 min.			
Allowable heat load	Test area temperature: +20°C					
		6000W	9500W	9000W		
Exterior material		Stainless steel plate: 18 Cr stainless steel plate, hairline finish				
Test area material		Stainless steel plate: 18-8 Cr-Ni stainless steel plate				
Heater		Nichrome strip wire heater				
Cooler		Plate fin cooler				
Refrigerator	System	Mechanical cascade refrigeration				
	Condenser	Water-cooled condenser				
	Expansion system	Electronic expansion valve				
	Refrigerant	R-404A [R-449A] ^{*2} R-508A		R-449A R-508A	R-404A [R-449A] ^{*2} R-508A	
Capacity		249L	398L	680L	784L	
Chamber total load capacity		100kg (shelf support pole: 90kg, floor: 70kg) 680L: 80kg (shelf support pole: 80kg, floor: 80kg)				
Inside dimensions W×H×Dmm ^{*3}		600×830×500	600×830×800	850×1000×800	1000×980×800	
Outside dimensions W×H×Dmm ^{*3}		800×1703×1900	800×1703×2200	1050×1955×2255	1200×1853×2200	
Weight		720kg	745kg	940kg	990kg	
Utility requirements	Ambient conditions		0 to +40°C (+32 to +104°F) / Up to 75%rh			
	Power supply	200V AC 3 φ 50/60Hz	78A	78A	114A	126A
		220V AC 3 φ 60Hz ^{*4}	76A	76A	111A	122A
		380V AC 3 φ 50Hz ^{*4}	34A	34A	53A	53A
		400V AC 3 φ 50Hz ^{*4}	34A	34A	52A	52A
Cooling water flow rate (Reference water temp. +32°C)		4740L/h		5100L/h ^{*5}	6360L/h	
Noise level ^{*6}		65dB		61dB	65dB	

^{*1}: The performance values are based on IEC60068-3-5:2001 and IEC60068-3-6:2001; Performance figures are given for a +23°C, ambient temperature relative humidity of 65±20%rh, rated voltage, and no specimen inside the test area.

^{*2}: Available on request

^{*3}: Dimensions do not include protrusions.

^{*4}: Conforms to CE marking based on EU directives.

^{*5}: Reference water temp. +25°C

^{*6}: Measured in anechoic room. Measurement points set 1m apart from the front of the chamber, and 1.2m above the floor (in compliance with JIS-Z-8731:1999 A-weighted sound pressure level).



Safety precautions

- Do not use specimens which are explosive or flammable, or which contain such substances. To do so could be hazardous, as this may lead to fire or explosion.
- Do not place corrosive materials in the chamber. If corrosive substances or liquid is used, the life of the unit may be significantly shortened specifically because of the corrosion of stainless steel, resin and silicone materials.
- Do not use living organisms or items that exceed the allowable heat load as a specimen.
- Be sure to read the operation manual before operation.

20K/min·25K/min

-70~+180°C (20~98%rh)

High-Rate Thermal Cycle Chamber



● **Faster temperature change rate even with larger volume**

Test area capacity can be customized to meet the requirements of specimen size, volume and test specifications. Also various safety options are available to perform testing as safely as possible.

Temperature & Humidity Chamber

Model	HRS-357HS-20	HRS-600HS-20	HRS-800HS-20	HRS-1800HS-20	HRS-357HS-25	HRS-600HS-25	HRS-800HS-25	HRS-1800HS-25
Temperature range	-70 to +180°C (-94 to +356°F)							
Temp. rate of change	Heat up rate				25K/min			
	Pull down rate				20K/min			
Temp. & humid. range	+20 to 85°C/ 20 to 98%rh							
Inside dimensions (W×H×Dmm) *	700	1000	1000	1500	700	1000	1000	1500
	850	1000	1000	1200	850	1000	1000	1200
	600	600	800	1000	600	600	800	1000
Capacity	357L	600L	800L	1800L	357L	600L	800L	1800L

Temperature Chamber

Model	HRG-357HS-20	HRG-600HS-20	HRG-800HS-20	HRG-1800HS-20	HRG-357HS-25	HRG-600HS-25	HRG-800HS-25	HRG-1800HS-25
Temperature range	-70 to +180°C (-94 to +356°F)							
Temp. rate of change	Heat up rate				25K/min			
	Pull down rate				20K/min			
Inside dimensions (W×H×Dmm) *	700	1000	1000	1500	700	1000	1000	1500
	850	1000	1000	1200	850	1000	1000	1200
	600	600	800	1000	600	600	800	1000
Capacity	357L	600L	800L	1800L	357L	600L	800L	1800L

* Dimensions do not include protrusions.

Options

5K/min
10K/min
15K/min
20K/min
25K/min

Low GWP refrigerant R-449A

Using refrigerant with Low Global warming potential (GWP) contributes to the reduction greenhouse gas emissions.

Power cable

- 2.5 m
 - 5 m
 - 10 m
- * A power cable is not equipped as standard.

Continuous water supply

A water circuit to supply pure water continuously to the chamber.

- Pure water coupling with pressure-reducing valve
- Pure water coupling without pressure-reducing valve



Pure water coupling (with pressure-reducing valve)

	ARSF		ARS
	With Pressure-Reducing Valve	Without Pressure-Reducing Valve	
Water pressure	0.05 to 0.50MPa (Gauge)	0.03MPa (Gauge)	0.02 to 0.05MPa (Gauge)
Conductivity	0.1 to 10μS/cm		
Connectable items	Only a steel pipe (or a PVC pipe) can be connected.	Only a hose can be connected.	

* Water supplier shall be connected by the customer.

Water purifier (WS-1)

Use to continuously supply pure water.
Produced water capacity: 12 L/h
(Water temperature: 25°C)
Size: W480×H400×D280 mm (20kg)

Water leak detection system and dew tray to catch dripping water are also available to detect and prevent water damages.



Shelf/shelf bracket

The same with standard accessory.

Heavy-duty shelf

Used to hold heavy specimens exceeding the load capacity of the standard shelf.

- Load capacity: 30 kg
- Load capacity: 50 kg

Model	ARS/ARG	ARSF/ARGF				
	0680	0250		0400		0800
Load resistance (kg)	50	30	50	30	50	50
Floor load resistance (kg)	80	70	70	70	70	70
Support strength (kg)	80	90	100	90	100	100
Weight / shelf (kg)	8	2.7	3.2	4.3	5.1	12.1

Floor reinforcement

Increase the floor load capacity of test area.

Up to

- 100 kg
- 200 kg
- 300 kg

Options

Additional cable port/Door notch

- ø50 mm
- ø100 mm
- ø150 mm
- Flat cable port
- Door notch H100×D50 mm

* Each cable port is equipped with a silicone sponge rubber plug.



Flat cable port

Door notch

Cable port rubber plug

- ø50 mm
- ø100 mm
- ø150 mm
- With slits ø50 mm
- With slits ø100 mm
- With slits ø150 mm
- For flat cable port
- Spiral-wrapped plug (5×50×2000 mm)
- For door notch



ø50 mm



With slits ø150 mm



Spiral-wrapped type



For flat cable port

Computer interface

- RS-485
- GPIB
- RS-232C

Communication cables

- RS-485 5 m/ 10 m/ 30 m
- GPIB 2 m/ 4 m

Specimen temperature control

Sensors are attached to the specimen to allow exposure tests that provide accurate temperature stress to the specimen.

- Insulated type
- Non-insulated type



Electrostatic capacitance-type humidity sensor control

Paperless recorder

A temperature & humidity recorder that utilizes a liquid-crystal display fitted with a touch-panel.

Display: 5.7inch color touch panel

Scan interval: 5 sec. (default)

Internal recording media:

Flash memory 8MB

External recording media:

CF memory card

(Supplies with a 256 MB CF card)

USB flash drive

< Temperature type >

No. of input channel:

Temperature 1

(5 more channels can be turned ON)

< Temperature & humidity type >

No. of input channel:

Temperature 1, Humidity 1

(4 more channels can be turned ON)



Recorder output terminal

- Temperature, humidity, and heater output
This terminals output the temperature and relative humidity in the test area.



- Dry (wet) bulb temperature
Terminal board for dry-bulb sensors in the chamber.



Time signal terminal

Adds additional terminals to the standard time signal terminals.

Thermocouple

Attached to specimen to measure specimen temperature.

Thermocouple with a brass ball tip
Thermocouple type T (Copper/
Copper-Nickel)

- 2 m
- 4 m
- 6 m

Wet bulb wick

Consumable spares for wet bulb wick (standard accessories).

Fine wick FW-5 (24 wicks)

Options

5K/min

10K/min

15K/min

20K/min

25K/min

Additional overheat protector

Additional preventive measures can be taken for excessive temperature rise in the chamber, in addition to the standard equipped overheat protector.

Overcool protector

If the temperature inside the chamber decreases excessively, the chamber stops operating to prevent the specimens from being damaged.



Status output terminal

When the chamber is setting operation such as "Error", interlock with connecting devices.

Operation:

When connecting with N.O. contact (normally open contact), output "close" contact.

When connecting with N.C. contact (normally close contact), output "open" contact.

Current-carrying capacity: 250 V AC, 3 A

Accessory: Plug

*The circuit shall be connected by customer.

Alarm output terminal

If the safety device of the chamber is activated, alarm signal will be sent to remote location through this terminal.

Signal: terminal is closed on abnormal situation

Accessory: plug

Location: in the control board

*The circuit shall be connected by customer.

Status indicator light

Please select lighted or blinking, and requirement of buzzer sound.

No. of levels: 1 Heigh: 214 mm

No. of levels: 2 Heigh: 254 mm

No. of levels: 3 Heigh: 294 mm

No. of levels: 4 Heigh: 334 mm

Location: Chamber top (right)

* For ARSF/ARGF

No. of levels: 3 Heigh: 614 mm

Emergency stop pushbutton

Stops the chamber immediately.



With guard

Chamber dew tray

Prevents water leaks from the chamber onto the floor.



Image

Operation manual

- CD
- Booklet

Reports & certificates

- Testing and inspection report
- Test data
- Temperature (& humidity) uniformity measurement
- Calibration report
- Calibration certificate
- Traceability certificate
- Traceability system chart

5K/min

10K/min

15K/min

20K/min

25K/min

AR Series Options

Rapid-Rate Temperature Cycle Type

Options	<input checked="" type="checkbox"/>	ARS		ARG		ARSF			ARGF		
		0680-5/15	1100-5/10	0680-5/15	1100-5/10	0250	0400	0800	0250	0400	0800
Low GWP refrigerant R-449A	<input type="checkbox"/>	standard	standard	standard	standard	●	●	●	●	●	●
Power cable	<input type="checkbox"/>	●	●	●	●	●	●	●	●	●	●
Continuous water supply with pressure-reducing valve	<input type="checkbox"/>	●	●	—	—	●	●	●	—	—	—
without pressure-reducing valve	<input type="checkbox"/>	●	●	—	—	●	●	●	—	—	—
Water purifier WS-1	<input type="checkbox"/>	—	—	—	—	●	●	●	—	—	—
Shelf/shelf bracket	<input type="checkbox"/>	●	●	●	●	●	●	●	●	●	●
Heavy-duty shelf Up to 30 kg	<input type="checkbox"/>	—	—	—	—	●	●	standard	●	●	standard
Up to 50 kg	<input type="checkbox"/>	●	standard	●	standard	●	●	●	●	●	●
Floor reinforcement	<input type="checkbox"/>	—	—	—	—	●	●	●	●	●	●
Additional cable port	<input type="checkbox"/>	●	●	●	●	●	●	●	●	●	●
Door notch	<input type="checkbox"/>	●	●	●	●	●	●	●	●	●	●
Flat cable port	<input type="checkbox"/>	—	—	—	—	●	●	●	●	●	●
Cable port rubber plug	<input type="checkbox"/>	●	●	●	●	●	●	●	●	●	●
Computer interface	<input type="checkbox"/>	●	●	●	●	●	●	●	●	●	●
Communication cables	<input type="checkbox"/>	●	●	●	●	●	●	●	●	●	●
Specimen temperature control	<input type="checkbox"/>	●	●	●	●	●	●	●	●	●	●
Electrostatic capacitance-type humidity sensor control	<input type="checkbox"/>	●	●	—	—	—	—	—	—	—	—
Paperless recorder Portable	<input type="checkbox"/>	—	—	—	—	●	●	●	●	●	●
Built-in	<input type="checkbox"/>	●	●	●	●	—	—	—	—	—	—
Recorder output terminal Temperature, humidity, and heater output	<input type="checkbox"/>	●	●	●	●	●	●	●	—	—	—
Dry bulb temperature	<input type="checkbox"/>	Dry/wet	Dry/wet	●	●	—	—	—	●	●	●
Time signal terminal	<input type="checkbox"/>	—	—	—	—	●	●	●	●	●	●
Thermocouple	<input type="checkbox"/>	—	—	—	—	●	●	●	●	●	●
Wet bulb wick	<input type="checkbox"/>	●	●	—	—	●	●	●	—	—	—
Additional overheat protector	<input type="checkbox"/>	●	●	●	●	●	●	●	●	●	●
Overcool protector	<input type="checkbox"/>	●	●	●	●	●	●	●	—	—	—
Status output terminal	<input type="checkbox"/>	●	●	●	●	—	—	—	—	—	—
Alarm output terminal	<input type="checkbox"/>	—	—	—	—	●	●	●	●	●	●
Status indicator light	<input type="checkbox"/>	●	●	●	●	●	●	●	●	●	●
Emergency stop pushbutton	<input type="checkbox"/>	●	●	●	●	●	●	●	●	●	●
Chamber dew tray	<input type="checkbox"/>	●	●	●	●	●	●	●	●	●	●
Operation manual	<input type="checkbox"/>	●	●	●	●	●	●	●	●	●	●
Reports & certificates	<input type="checkbox"/>	●	●	●	●	●	●	●	●	●	●

Chambers Can be Operated from PCs and Tablet Terminals

Remote Monitoring and Control (Ethernet Connection)

The chambers are equipped with unique web applications that enable chamber status to be confirmed and operated from a web browser screen (PC or tablet terminal). It is also possible to start operations with a PC or other device from a remote location.



Image

Editing Test Profiles with a Browser

It is possible to edit the program patterns registered in the testing chamber with a web browser.

Displaying Data in Graphs

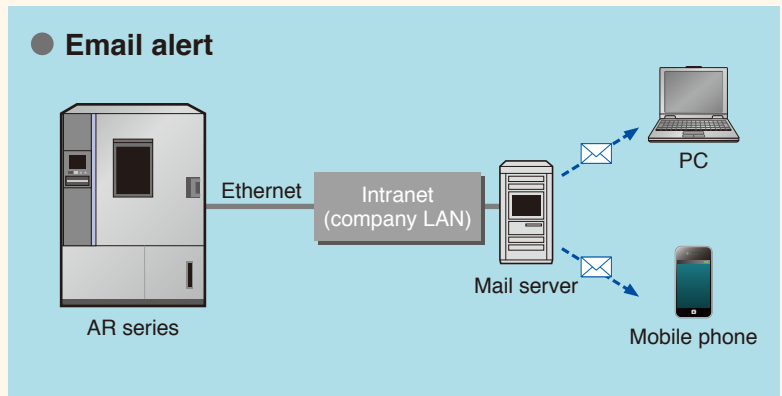
Settings and measurement values saved in the testing chamber can be displayed as graphs on a web browser.

E-mail Notifications

Details on alarms that have been triggered will be sent to pre-registered e-mail addresses. It is also possible to transmit e-mails when testing has finished.

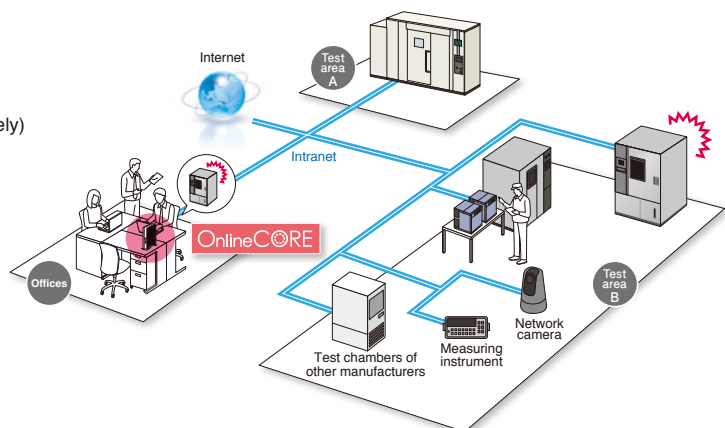
* An Intranet environment is required to transmit e-mails.

Email alert



ESPEC OnlineCore OnlineC^{ORE} (Sold separately)

Central control system recommended for multiple environmental test chambers installations



*Please contact ESPEC for more information, about which products can be connected.

Rapid-Rate Thermal Cycle Chamber Lineup

RAPID-RATE THERMAL CYCLE CHAMBER

The TCC provides very high-speed temperature change of the specimen to meet a wide variety of applications from JEDEC standards to screening. An outstanding temperature change rate makes it possible to subject specimens to uniform temperature stress.

An innovative high-speed controller that enables highly precise specimen temperature control for specimen temperature measurement.

For specimen temperature, the ramp rate is 15K/min. For air temperature, the ramp rate is 23K/min (temperature heat-up average).

Model	Temperature range	Interior dimensions W×H×Dmm
TCC-151W	-70 to +180°C	800×500×400



FASTER TEMPERATURE (& HUMIDITY) CHAMBER

A 1800 liters test chamber large enough for testing large products.

High stress type temperature (& humidity) chamber with temperature change rate of 5K/min for large specimens.

Model	Temperature & humidity range	Interior dimensions W×H×Dmm
SML-21	-40 to +180°C / 20 to 98%rh	1200×1000×1500
SMU-21	-40 to +180°C	
SMS-21	-70 to +180°C / 20 to 98%rh	
SMG-21	-70 to +180°C	



BENCH-TOP TYPE TEMPERATURE (& HUMIDITY) CHAMBER

High-accuracy control over a wide temperature range of -60°C to +150°C is possible using our newly developed N-instrumentation. System upgrades can also be performed easily thanks to its various functions and options, ensuring that support is provided for all types of customer testing, research and experimentation.

Model	Power supply	Temperature & humidity range	Interior dimensions W×H×Dmm
SH-242-5	100/200V AC 1φ 50/60Hz 220V AC 1φ 50/60Hz* 230V AC 1φ 50Hz*	-40 to +150°C 30 to 95%rh	300×300×250

- +180°C specification is also available.
- Temperature models (SU) are also available.
- * Compliance with CE Marking.



Environmental Stress Chamber AR series

Standard Type



SPECIFICATIONS

Model	Power supply	Temperature & humidity range	Interior dimensions W×H×Dmm
ARS-0220	220V AC 3φ 60Hz* 380V AC 3φ 50Hz* 400V AC 3φ 50Hz*	-75 to +180°C / 10 to 98% rh (+10 to +95°C)	700×800×400
ARS-0390			700×800×700
ARG-0220		-75 to +180°C	700×800×400
ARG-0390			700×800×700
ARS-0680	200V AC 3φ 50/60Hz 220V AC 3φ 60Hz 380V AC 3φ 50Hz 400V AC 3φ 50Hz*	-75 to +180°C / 10 to 98% rh (+10 to +95°C)	850×1000×800
ARS-1100			1100×1000×1000
ARL-0680		-45 to +180°C / 10 to 98% rh (+10 to +95°C)	850×1000×800
ARL-1100			1100×1000×1000
ARG-0680		-75 to +180°C	850×1000×800
ARG-1100			1100×1000×1000
ARU-0680		-45 to +180°C	850×1000×800
ARU-1100			1100×1000×1000

* Compliance with CE Marking.

ESPEC CORP. <https://www.espec.co.jp/english>

Head Office

3-5-6, Tenjinbashi, Kita-ku, Osaka 530-8550, Japan
Tel: 81-6-6358-4741 Fax: 81-6-6358-5500

ESPEC NORTH AMERICA, INC.

Tel: 1-616-896-6100 Fax: 1-616-896-6150

ESPEC EUROPE GmbH

Tel: 49-211-361850-0

**ESPEC ENVIRONMENTAL CHAMBERS
SALES AND ENGINEERING LTD. STI.**

Tel: 90-212-438-1841 Fax: 90-212-438-1871

ESPEC ENVIRONMENTAL EQUIPMENT (SHANGHAI) CO., LTD.

Head Office

Tel: 86-21-51036677 Fax: 86-21-63372237

BEIJING Branch

Tel: 86-10-64627025 Fax: 86-10-64627036

GUANGZHOU Branch

Tel: 86-20-83317826 Fax: 86-20-83317825

SHENZHEN Branch

Tel: 86-755-83674422 Fax: 86-755-83674228

SUZHOU Branch

Tel: 86-512-68028890 Fax: 86-512-68028860

TIANJIN Branch

Tel: 86-22-26210366 Fax: 86-22-26282186

XI'AN Branch

Tel: 86-29-88312908 Fax: 86-29-88455957

CHENGDU Branch

Tel: 86-28-88457756 Fax: 86-28-88474456

ESPEC TEST TECHNOLOGY (SHANGHAI) CO., LTD.

Tel: 86-21-68798008 Fax: 86-21-68798088

ESPEC ENGINEERING (THAILAND) CO., LTD.

Tel: 66-3-810-9353 Fax: 66-3-810-9356

ESPEC ENGINEERING VIETNAM CO., LTD.

Tel: 84-24-22208811 Fax: 84-24-22208822



ISO 9001/JIS Q 9001

Quality Management System Assessed and Registered

ESPEC CORP. has been assessed by and registered in the Quality Management System based on the International Standard ISO 9001:2015 (JIS Q 9001:2015) through the Japanese Standards Association (JSA).

* Registration : ESPEC CORP.
(Overseas subsidiaries not included)

ISO 14001 (JIS Q 14001)

Environmental Management System Assessed and Registered

ESPEC CORP.
(Overseas subsidiaries not included)

● Specifications are subject to change without notice due to design improvements.

● Corporate names and trade names mentioned in this catalog are trademarks or registered trademarks.